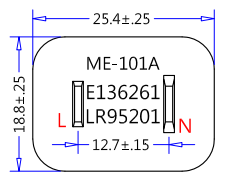
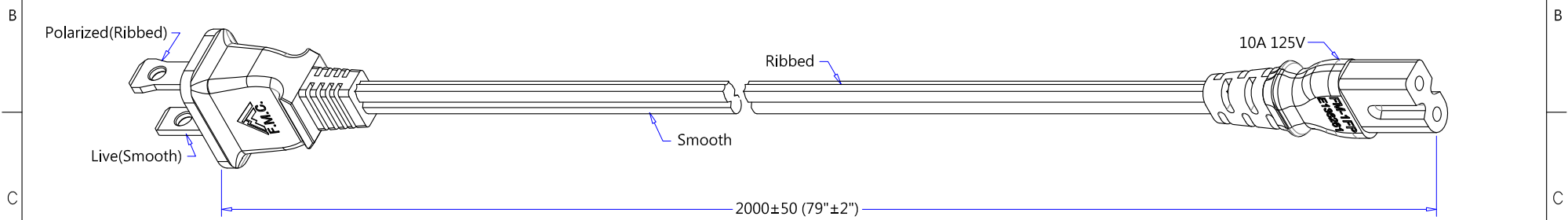
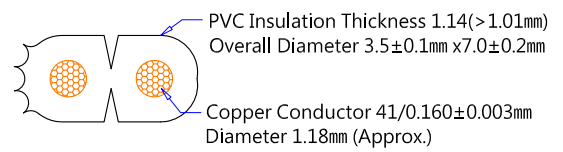


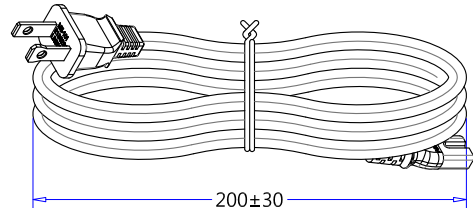
插頭部件 (Plug Component)			頭部剝皮尺寸 (Dimensions)			線材規格 (Wire Styles)	尾部剝皮尺寸 (Dimensions)			尾插部件 (Connector Component)		
顏色(Color)	零件描述(Component)	Qty.	內剝(Strip)	外剝(ROJ)	顏色(Color)		外剝(R.O.J)	內剝(Strip)	顏色(Color)	規格描述(Instruction)	Qty.	顏色(Color)
35P 黑色 (Black)	ME-101A (1-15P, Non-Polarized)	1	6 ⁺¹ ₋₀	15 ± 2	黑/Black(L)	SPT-2 18AWG*2C 105°C 黑色 (BLACK) Length : 2000±50 (79"±2")	15 ± 2	5 ⁺¹ ₋₀	黑/Black(L)	FM-1FP (IEC 60320, C7, Polarized, 10A 125V~)	1	35P 黑色 (Black)
鍍鎳 (Nickel-Plated)	(8.0/6.3) 極性端子97662-1 (Polarized Solid Blades)	2	6 ⁺¹ ₋₀	15 ± 2	白/White(N)		15 ± 2	5 ⁺¹ ₋₀	白/White(N)	O-Type Receptacle Terminal	2	銅本色 (Brass-Natural)



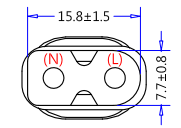
ME-101A (NEMA 1-15P)
(Dimensions of Plug Face)



SPT-2 18AWGx2C 截面圖
(Wire Cross-Section)



B-C2 扎線圖示 (Tied Loop Hank Detail)



FM-1FP (IEC 320, C7, Polarized)
(Dimensions of Connector Face)

REV	DATE	REVISE CONTENT
A	08/30-2012	The first edition is issued and drawing.
F		

- NOTE:**
- Hi-Pot Test : 1500V/1Sec ; <0.5mA.
 - Insulation Resistance Test : DC 500/min >100 meg-ohm.
 - Continuity & Polarization Test : No short circuit, break circuit, displacement.
 - Each end terminal shall be capable of withstanding a pull of 25lbs for 1 minutes without loosening.
 - Strain relief shall be capable of withstanding a pull of 35lbs for 1 minutes without loosening.
 - All material according to Non-toxic standard.(Material must be RoHS compliant.)
 - "FMC" logo maybe present on 1-15P.

線材印字 (Wire Printed)	充實, 油墨印字 (Un-Fillers, Printing Ink)	CnC Tech, LLC Industrial Cable and Connector Technology			
包裝方式 (Packing)					
Tied Hank	See Hank Detail	Chu8.		CnC	
Carton Size	480 x 320 x 180	DATE	P/N No. 800-1804-2-SPT2-BL-00200		
Pack Number	100 pcs/ ^{UL Laster Labels}	08/30-2012	MATERIAL		
Carton Print	See Purchase Order		PVC	UNIT	mm
TYPE	NEMA 1-15P Polarized to IEC 60320, C7 Power Supply Cord		Customer Approval		
DRAWING NO.	098MM1016	REV	A		

業務校閱： 品質校閱：