


VIDEO CABLE



Precision cable technology that delivers your clearest vision

The visual image is the core of any home theater or video system. Modern high-resolution and High Definition video formats now demand an even greater degree of quality and bandwidth from the cable interconnect system. To bring a higher level of performance to residential video applications, Sheer Wire video cables are made using the same techniques and materials used in professional, studio-grade video coax. Every Sheer Wire video cable is built to exacting electrical and mechanical specifications then comprehensively tested and verified. As a result, the video image is transmitted with minimal loss or errors delivering exceptionally true and clear images. Through precision, Sheer Wire video cables deliver your clearest vision.

BROADBAND COAX
BROADBAND COAX: PLENUM
HIGH DEFINITION COAX
HIGH DEFINITION COAX: PLENUM
HIGH DEFINITION COAX: FLEXIBLE
HIGH DEFINITION COAX: MINIATURE
CCTV COAX
CCTV COAX: PLENUM
CCTV COAX W/ POWER: JACKETED
CCTV COAX W/ POWER: ZIP
COMPONENT VIDEO: MINIATURE
COMPONENT VIDEO: MINIATURE PLENUM
COMPONENT VIDEO: EXTRA-FLEX MINIATURE
COMPONENT VIDEO: LOW-LOSS RG6
COMPONENT VIDEO W/ 2 AUDIO PAIRS
COMPONENT VIDEO W/ 2 AUDIO PAIRS: PLENUM
COMPONENT VIDEO W/ 4 AUDIO & 4 POWER
COMPONENT VIDEO W/ 4 AUDIO & 4 POWER: PLENUM
COMPONENT VIDEO W/ CATEGORY 5E
COMPONENT VIDEO W/ CATEGORY 5E: PLENUM
SVHS DUAL MINIATURE COAX
TOTAL HOME HYBRID
HDMI CABLE ASSEMBLIES
DVI CABLE ASSEMBLIES
HDMI TO DVI CABLE ASSEMBLIES
HDMI AND DVI ADAPTERS

High Definition Bandwidth

All Sheer Wire video cables are certified to 3, 2.4, or 1GHz to ensure clear and accurate transmission of High Definition digital or high-resolution analog video signals.

Low-loss, Gas-injected Dielectric

Sheer Wire proprietary nitrogen-injected dielectric lowers the attenuation, provides precision mechanical specifications, and is exceptionally crush resistant.

Precision Characteristic Impedance

Every Sheer Wire coaxial cable is produced to an exacting impedance to virtually eliminate cable-induced reflections, jitter, and bit-errors in the video signal.

Certified Specifications and 100% Swept Test

Each reel is comprehensively tested to verify all critical electrical and mechanical specifications and ensure consistent performance.

Time Saving Features

Features such as easy-to-strip jackets, footage markers, and flexible packaging allow for quick and simplified installation.



Broadband Coax



Precision 75Ω Coax for Broadband, MATV, and CATV

- 2.4GHz Bandwidth
- Precision 75Ω Impedance
- Copper-clad Steel Conductor
- Dual- or Quad-shield Versions
- UL Rated for Permanent Installation

Mechanical Specifications																
Part #	# of Cond.	Nominal OD	Conductor	Insulation (Type, OD)	Shield	Jacket Type	Jacket Colors	UL Type	Approx. Weight							
181CV6	1	.272"	18 AWG Copper-clad Steel	Gas-injected Foam PE, .180"	60% AL Braid, 100% Foil	PVC	Black	CM	26 lbs/Mft							
<i>RG6 Broadband Coax</i>																
182CV6	2	.272" x .550"	18 AWG Copper-clad Steel	Gas-injected Foam PE, .180"	60% AL Braid, 100% Foil	PVC	Black	CM	52 lbs/Mft							
<i>RG6 Broadband: Dual Zip</i>																
181CVQ6	1	.298"	18 AWG Copper-clad Steel	Gas-injected Foam PE, .180"	40% AL Braid, 100% Foil 60% AL Braid, 100% Foil	PVC	Black	CM	30 lbs/Mft							
<i>RG6 Broadband Coax: Quad Shield</i>																
Electrical Specifications																
Impedance	Return Loss (100kHz-1GHz), (1GHz-3GHz)	Capacitance	Cond. DCR per Mft/Shield DCR per Mft	Vel. of Prop.	Attenuation (dB per 100 ft)											
					1 MHz	10 MHz	50 MHz	100 MHz	200 MHz	400 MHz	700 MHz	900 MHz	1 GHz	1.2 GHz	1.45 GHz	2.4 GHz
75 Ω (+/-3)	>20dB, >17dB	16.2 pF/ft	31.9 Ω/ 9.0 Ω (60% Shield) 5.3 Ω (Quad Shield)	83%	0.24	0.65	1.39	1.92	2.65	3.78	3.98	5.83	6.15	6.81	7.56	9.90

Broadband Coax: Plenum



Precision 75Ω Coax for Broadband, MATV, and CATV

- 2.4GHz Bandwidth
- Precision 75Ω Impedance
- Copper-clad Steel Conductor
- Dual- or Quad-shield Versions
- UL Plenum Rated for Permanent Installation

Mechanical Specifications																	
Part #	# of Cond.	Nominal OD	Conductor	Insulation (Type, OD)	Shield	Jacket Type	Jacket Colors	UL Type	Approx. Weight								
IP181CV9	1	.237"	18 AWG Copper-clad Steel	Foam FEP, .170"	90% AL Braid, 100% Foil	Plenum PVC	White	CMP	24 lbs/Mft								
<i>RG6 Broadband Coax: Plenum</i>																	
IP181CVQ6	1	.257"	18 AWG Copper-clad Steel	Foam FEP, .170"	40% AL Braid, 100% Foil 60% AL Braid, 100% Foil	Plenum PVC	White	CMP	30 lbs/Mft								
<i>RG6 Broadband Coax: Plenum Quad Shield</i>																	
Electrical Specifications																	
Impedance	Max Return Loss (1-455MHz), (455MHz-2.4GHz)	Capacitance	Cond. DCR per Mft	Shield DCR per Mft	Vel. of Prop.	Attenuation (dB per 100 ft)											
						1 MHz	10 MHz	50 MHz	100 MHz	200 MHz	400 MHz	700 MHz	900 MHz	1 GHz	1.2 GHz	1.45 GHz	2.4 GHz
75 Ω (+/-3)	>21dB, >15dB	16.0 pF/ft	31.9 Ω	7.2 Ω (90% Shield) 5.5 Ω (Quad Shield)	84%	0.30	0.70	1.50	2.10	3.10	4.50	6.00	6.90	7.30	8.08	8.97	12.0

High Definition Coax



Precision 75Ω Coax for Uncompressed HDTV Video

- 3GHz Bandwidth for HDTV
- Low Attenuation
- Precision 75Ω Impedance
- Gas-injected Polyethylene Dielectric
- UL Rated for Permanent Installation

Mechanical Specifications									
Part #	# of Cond.	Nominal OD	Conductor	Insulation (Type, OD)	Shield	Jacket Type	Jacket Colors	UL Type	Approx. Weight
181VT9	1	.272"	18 AWG Solid BC	Gas-injected Foam PE, .180"	95% TC Braid, 100% Foil	PVC	Black	CM FT-4	41 lbs/Mft
RG6 HDTV/DTV Digital Coax									
201VT9	1	.242"	20 AWG Solid BC	Gas-injected Foam PE, .146"	95% TC Braid, 100% Foil	PVC	Black	CM FT-4	35 lbs/Mft
RG59 HDTV/DTV Digital Coax									

Electrical Specifications																		
Part #	Impedance	Return Loss (100kHz-3GHz)	Capacitance	Cond. DCR per Mft	Shield DCR per Mft	Vel. of Prop.	Nominal Attenuation (dB per 100 ft)											
							1 MHz	3.6 MHz	10 MHz	71.5 MHz	135 MHz	270 MHz	360 MHz	720 MHz	1 GHz	1.5 GHz	2.25 GHz	3 GHz
181VT9	75 Ω (+/-3)	>17dB	16.3 pF/ft	6.4 Ω	2.8 Ω	83%	0.22	0.43	0.70	1.60	2.10	2.96	3.40	4.95	5.87	7.30	9.13	10.65
201VT9	75 Ω (+/-3)	>17dB	16.3 pF/ft	10.2 Ω	3.5 Ω	83%	0.28	0.53	0.86	2.05	2.71	3.80	4.38	6.40	7.57	9.29	11.57	13.36

High Definition Coax: Plenum



Precision Plenum Rated 75Ω Coax for Uncompressed HDTV Video

- 3GHz Bandwidth for HDTV
- Low Attenuation
- Precision 75Ω Impedance
- Gas-injected Teflon Dielectric
- UL Plenum Rated for Permanent Installation

Mechanical Specifications									
Part #	# of Cond.	Nominal OD	Conductor	Insulation (Type, OD)	Shield	Jacket Type	Jacket Colors	UL Type	Approx. Weight
IP181VT9	1	.237"	18 AWG Solid BC	Gas-injected Foam FEP, .170"	95% TC Braid, 100% Foil	Plenum PVC	White, others by special order	CMP	40 lbs/Mft
RG6 HDTV/DTV Digital Coax: Plenum									
IP201VT9	1	.200"	20 AWG Solid BC	Gas-injected Foam FEP, .135"	95% TC Braid, 100% Foil	Plenum PVC	White, others by special order	CMP	32 lbs/Mft
RG59 HDTV/DTV Digital Coax: Plenum									

Electrical Specifications																		
Part #	Impedance	Return Loss (100kHz-3GHz)	Capacitance	Cond. DCR per Mft	Shield DCR per Mft	Vel. of Prop.	Nominal Attenuation (dB per 100 ft)											
							1 MHz	3.6 MHz	10 MHz	71.5 MHz	135 MHz	270 MHz	360 MHz	720 MHz	1 GHz	1.5 GHz	2.25 GHz	3 GHz
IP181VT9	75 Ω (+/-2)	>23dB, >21dB	16.0 pF/ft	6.4 Ω	2.8 Ω	84%	0.22	0.45	0.73	1.72	2.35	3.36	3.98	6.08	7.23	9.13	11.52	13.64
IP201VT9	75 Ω (+/-2)	>23dB, >21dB	16.0 pF/ft	10.2 Ω	3.5 Ω	84%	0.28	0.55	0.88	2.10	2.85	4.10	4.85	7.24	9.00	11.42	14.75	17.50

High Definition Coax: Flexible

Precision Extra-flexible 75Ω Coax for Uncompressed HDTV Video



- Extra-flexible Jacket
- 3GHz Bandwidth for HDTV
- Precision 75Ω Impedance
- Gas-injected Dielectric
- UL Rated for Permanent Installation

Mechanical Specifications																	
Part #	# of Cond.	Nominal OD	Conductor	Insulation (Type, OD)	Shield	Jacket Type	Jacket Colors	UL Type	Approx. Weight								
201FVT9	1	.242"	20 AWG Solid BC	Gas-injected Foam PE, .146"	95% TC Braid, 100% Foil	PVC	Black, Red, Green, Blue	CMX	36 lbs/Mft								
<i>RG59 HDTV/DTV Digital Coax: Extra-flexible</i>																	
Electrical Specifications																	
Impedance	Return Loss (100kHz-3GHz)	Capacitance	Cond. DCR per Mft	Shield DCR per Mft	Vel. of Prop.	Nominal Attenuation (dB per 100 ft)											
						1 MHz	3.6 MHz	10 MHz	71.5 MHz	135 MHz	270 MHz	360 MHz	720 MHz	1 GHz	1.5 GHz	2.25 GHz	3 GHz
75 Ω (+/-3)	>17dB	16.3 pF/ft	10.2 Ω	3.5 Ω	83%	0.28	0.53	0.86	2.05	2.71	3.80	4.38	6.40	7.57	9.29	11.57	13.36

High Definition Coax: Miniature

Precision Miniature 75Ω Coax for Uncompressed HDTV Video



- Miniature 25 Gage Conductor
- 3GHz Bandwidth for HDTV
- Precision 75Ω Impedance
- Gas-injected Dielectric
- UL Rated for Permanent Installation

Mechanical Specifications																
Part #	# of Cond.	Nominal OD	Conductor	Insulation (Type, OD)	Shield	Jacket Type	Jacket Colors	UL Type	Approx. Weight							
251VT9	1	.115"	25 AWG Solid BC	Gas-injected Foam PE, .074"	95% TC Braid, 100% Foil	PVC	Black, Brown, Red, Orange, Yellow, Green, Blue, Violet, Gray, White	CM	13 lbs/Mft							
<i>Miniature 25 AWG HDTV/DTV Digital Coax</i>																
Electrical Specifications																
Impedance	Return Loss (100kHz-1GHz)	Capacitance	Cond. DCR per Mft/Shield DCR per Mft	Vel. of Prop.	Attenuation (dB per 100 ft)											
					1 MHz	3.6 MHz	10 MHz	71.5 MHz	135 MHz	270 MHz	360 MHz	720 MHz	1 GHz	2.25 GHz	3 GHz	
75 Ω (+/-3)	>15dB	17 pF/ft	31 Ω/8 Ω	81%	.50	1.23	1.80	4.30	5.65	7.72	9.00	12.9	15.4	24.0	27.5	

CCTV Coax

Low-loss 75Ω Coax for CCTV Video



- 1GHz Bandwidth
- Bare Copper Conductor & Shield
- Precision 75Ω Impedance
- Gas-injected Dielectric
- UL Rated for Permanent Installation

Mechanical Specifications															
Part #	# of Cond.	Nominal OD	Conductor	Insulation (Type, OD)	Shield	Jacket (Type, Colors)	UL Type	Approx. Weight							
IR181VB9	1	.272"	18 AWG Solid BC	Gas-injected Foam PE, .180"	95% BC Braid	PVC, Black or White	CMR	44 lbs/Mft							
RG6 Type CCTV Coax															
IR201V59	1	.242"	20 AWG Solid BC	Gas-injected Foam PE, .146"	95% BC Braid	PVC, Black or White	CMR	29 lbs/Mft							
RG59 Type CCTV Coax															
Electrical Specifications															
Part #	Impedance	Return Loss (100kHz-1GHz), (455 MHz-1GHz)	Capacitance	Cond DCR per Mft / Shield DCR per Mft	Vel. of Prop	Nominal Attenuation (dB per 100 ft)									
						1 MHz	10 MHz	50 MHz	100 MHz	200 MHz	400 MHz	700 MHz	900 MHz	1 GHz	
IR181VB9	75 Ω (+/-3)	>17dB, >15dB	16.2 pF/ft	6.4 Ω/2.7 Ω	83%	0.19	0.64	1.48	2.15	3.09	4.51	6.12	7.00	7.40	
IR201V59	75 Ω (+/-3)	>17dB, >15dB	16.2 pF/ft	10.2 Ω/2.7 Ω	83%	0.23	0.78	1.79	2.56	3.70	5.34	7.10	8.01	8.51	

CCTV Coax: Plenum

Low-loss 75Ω Plenum Coax for CCTV Video



- 1GHz Bandwidth
- Bare Copper Conductor & Shield
- Precision 75Ω Impedance
- Gas-injected Dielectric
- UL Plenum Rated for Permanent Installation

Mechanical Specifications																
Part #	# of Cond.	Nominal OD	Conductor	Insulation (Type, OD)	Shield	Jacket (Type, Colors)	UL Type	Approx. Weight								
IP201V59	1	.200"	20 AWG Solid BC	Foam FEP, .135"	95% BC Braid	Plenum PVC, White	CMP	30 lbs/Mft								
RG59 CCTV Coax: Plenum																
IP181VB9	1	.237"	18 AWG Solid BC	Foam FEP, .170"	95% BC Braid	Plenum PVC, White	CMP	38 lbs/Mft								
RG6 CCTV Coax: Plenum																
Electrical Specifications																
Part #	Impedance	Return Loss (100kHz-455MHz), (455MHz-1GHz)	Capacitance	Cond. DCR per Mft	Shield DCR per Mft	Vel. of Prop.	Attenuation (dB per 100 ft)									
							1 MHz	10 MHz	50 MHz	100 MHz	200 MHz	400 MHz	700 MHz	900 MHz	1 GHz	
IP201V59	75 Ω (+/-3)	>17dB, >15dB	16.0 pF/ft	10.2 Ω	2.9 Ω	84%	0.24	0.85	2.04	2.92	4.20	6.27	8.92	10.60	11.49	
IP181VB9	75 Ω (+/-3)	>17dB, >15dB	16.0 pF/ft	6.4 Ω	2.2 Ω	84%	0.21	0.65	1.40	2.04	2.94	4.46	5.89	7.47	8.02	

CCTV Coax with Power: Jacketed

Low-loss 75Ω Coax with Power Conductors for CCTV Video



- Overall Jacket
- 1GHz Bandwidth
- Gas-injected Dielectric
- 18 AWG x 2 Power Conductors
- UL Rated for Permanent Installation

Mechanical Specifications														
Part #	# of Cond.	Nominal OD	Conductor	Insulation (Type, OD)	Shield	Power Pair Construction	Jacket (Type, Colors)	UL Type	Approx. Weight					
159UPNT	1 Coax 2 Power	.285" x .355"	20 AWG Solid BC	Gas-injected Foam PE, .146"	95% BC Braid	(2) 18 AWG (7x26) Stranded BC, .008" PVC Insulation	Black PVC Coax Jacket, White or Black Overall Jacket	CM	24 lbs/Mft					
RG59 CCTV Coax with Power Conductors: Overall Jacket														
Electrical Specifications														
Impedance	Return Loss (100kHz-1GHz), (455 MHz-1GHz)	Capacitance	Cond DCR per Mft/ Shield DCR per Mft	Vel. of Prop	Nominal Attenuation (dB per 100 ft)									
					1 MHz	10 MHz	50 MHz	100 MHz	200 MHz	400 MHz	700 MHz	900 MHz	1 GHz	
75 Ω (+/-3)	>17dB,>15dB	16.2 pF/ft	10.2 Ω/2.7 Ω	83%	0.23	0.78	1.79	2.56	3.70	5.34	7.10	8.01	8.51	

CCTV Coax with Power: Zip

Low-loss 75Ω Coax with Power Conductors for CCTV Video



- Dual Zip Construction
- 1GHz Bandwidth
- Gas-injected Dielectric
- 18 AWG x 2 Power Conductors
- UL Rated for Permanent Installation

Mechanical Specifications														
Part #	# of Cond.	Nominal OD	Conductor	Insulation (Type, OD)	Shield	Power Pair Construction	Jacket (Type, Colors)	UL Type	Approx. Weight					
159PTSI	1 Coax 2 Power	.242" x .482"	20 AWG Solid BC	Gas-injected Foam PE, .146"	95% BC Braid	(2) 18 AWG (7x26) Stranded BC, .008" PVC Insulation	PVC, Black or White	CM	26 lbs/Mft					
RG59 CCTV Coax with Power Conductors: Dual-zip														
Electrical Specifications														
Impedance	Return Loss (100kHz-1GHz), (455 MHz-1GHz)	Capacitance	Cond DCR per Mft/ Shield DCR per Mft	Vel. of Prop	Nominal Attenuation (dB per 100 ft)									
					1 MHz	10 MHz	50 MHz	100 MHz	200 MHz	400 MHz	700 MHz	900 MHz	1 GHz	
75 Ω (+/-3)	>17dB,>15dB	16.2 pF/ft	10.2 Ω/2.7 Ω	83%	0.23	0.78	1.79	2.56	3.70	5.34	7.10	8.01	8.51	

Component Video: Miniature Solid



Miniature RGB Snake for Component Video

- Solid Conductors
- 3GHz Bandwidth
- Gas-injected Dielectric
- Double Shielded
- UL Rated for Permanent Installation

Mechanical Specifications (Series)

Conductors	Insulation (Type, OD)	Shield	Coax Jacket (Type, OD)	Master Jacket	UL Type
25 AWG Solid BC	Gas-injected Foam PE, .074"	95% TC Braid, 100% Foil	PVC, .115"	PVC, Black	CMR

Mechanical Specifications (Individual)

Part #	# of Coaxials	Color Code	Nominal OD	Approx. Weight
253VT9	3	Red, Green, Blue	.325"	68 lbs/Mft
255VT9	5	Red, Green, Blue, Yellow, White	.405"	90 lbs/Mft
256VT9	6	Red, Green, Blue, Yellow, White, Black	.440"	105 lbs/Mft

Electrical Specifications

Impedance	Return Loss (100kHz-1GHz)	Capacitance	Cond. DCR per Mft/Shield DCR per Mft	Vel. of Prop.	Attenuation (dB per 100 ft)										
					1 MHz	3.6 MHz	10 MHz	71.5 MHz	135 MHz	270 MHz	360 MHz	720 MHz	1 GHz	2.25 GHz	3 GHz
75 Ω (+/-3)	>15dB	17.0 pF/ft	31 Ω/8 Ω	81%	.50	1.23	1.80	4.30	5.65	7.72	9.00	12.9	15.4	24.0	27.5

Component Video: Miniature Plenum



Miniature RGB Snake for Component Video

- Flexible Plenum PVC Jacket
- 1GHz Bandwidth
- Gas-injected Dielectric
- Double Shielded
- UL Plenum Rated for Permanent Installation

Mechanical Specifications

Part #	# of Coaxials	Nominal OD	Conductors	Insulation (Type, OD)	Shield	Coax Jacket (Type, OD)	Coax Color Code	Master Jacket	UL Type	Approx. Weight
2655VT9P	5	.310"	26 AWG (7x34) Stranded TC	Foam FEP, .072"	100% Foil, 95% TC Spiral Serve	Fluoropolymer, .102"	Red, Green, Blue, Yellow, White	Plenum PVC, White	CL2P	80 lbs/Mft

Electrical Specifications

Impedance	Return Loss (1MHz-455MHz), (455MHz-1GHz)	Capacitance	Cond. DCR per Mft/Shield DCR per Mft	Vel. of Prop.	Attenuation (dB per 100 ft)								
					1 MHz	3.6 MHz	10 MHz	71.5 MHz	135 MHz	270 MHz	360 MHz	720 MHz	1 GHz
75 Ω (+/-3)	>20dB, >15dB	16.0 pF/ft	38.5 Ω/18.0 Ω	85%	.90	1.40	2.08	4.90	6.65	9.45	11.0	16.7	20.5

Component Video: Extra-flexible Miniature

Miniature RGB Snake for Component Video



- Extra-flexible
- 1 GHz Bandwidth
- Gas-injected Dielectric
- Double Shielded
- UL Rated for Permanent Installation

Mechanical Specifications (Series)														
Conductors	Insulation (Type, OD)	Shield	Coax Jacket (Type, OD)	Master Jacket	UL Type									
25 AWG (7x33) Stranded BC	Gas-injected Foam PE, .099"	95% TC Braid, 100% Foil	PVC, .154"	Flexible TPE, Black	CM									
Mechanical Specifications (Individual)														
Part #	# of Coaxials	Color Code	Nominal OD	Approx. Weight										
253SVT9	3	Red, Green, Blue	.440"	75 lbs/Mft										
255SVT9	5	Red, Green, Blue, Yellow, White	.505"	125 lbs/Mft										
256SVT9	6	Red, Green, Blue, Yellow, White, Black	.525"	150 lbs/Mft										
Electrical Specifications														
Impedance	Return Loss (100kHz-1GHz)	Capacitance	Cond. DCR per Mft/Shield DCR per Mft	Vel. of Prop.	Attenuation (dB per 100 ft)									
					1 MHz	3.6 MHz	10 MHz	71.5 MHz	135 MHz	270 MHz	360 MHz	720 MHz	1 GHz	
75 Ω (+/-3)	>15dB	16.5 pF/ft	30.0 Ω/4.8 Ω	82%	0.47	0.91	1.43	3.45	4.61	6.46	7.48	10.80	12.80	

Component Video: Low-loss RG6

Low-loss RG6 Component Video Cable



- Flexible TPE Jacket
- 3GHz Bandwidth
- Gas-injected Dielectric
- Double Shielded
- UL Rated for Permanent Installation

Mechanical Specifications (Series)																
Conductors	Insulation (Type, OD)	Shield	Coax Jacket (Type, OD)	Master Jacket	UL Type											
18 AWG Solid BC	Gas-injected Foam PE, .180"	95% TC Braid, 100% Foil	PVC, .272"	TPE, Black	CM											
Mechanical Specifications (Individual)																
Part #	# of Coaxials	Color Code	Nominal OD	Approx. Weight												
183VT9	3	Red, Green, Blue	.735"	182 lbs/Mft												
184VT9	4	Red, Green, Blue, Yellow	.790"	230 lbs/Mft												
185VT9	5	Red, Green, Blue, Yellow, White	.845"	295 lbs/Mft												
Electrical Specifications																
Impedance	Return Loss (100kHz-1GHz), (1GHz-3GHz)	Capacitance	Cond. DCR per Mft/Shield DCR per Mft	Vel. of Prop.	Attenuation (dB per 100 ft)											
					1 MHz	3.6 MHz	10 MHz	71.5 MHz	135 MHz	270 MHz	360 MHz	720 MHz	1 GHz	1.5 GHz	2.25 GHz	3 GHz
75 Ω (+/-3)	>23dB, >21dB	16.3 pF/ft	6.4 Ω/2.8 Ω	83%	0.22	0.43	0.70	1.60	2.10	2.96	3.40	4.95	5.87	7.30	9.13	10.65

Component Video with 2 Audio Pairs




Hybrid Video and Audio Composite Cable

- Extra-flexible TPE Jacket
- 3GHz Coaxial Bandwidth
- 6 Coaxial Elements
- 2 Audio Pairs
- UL Rated for Permanent Installation

Overall Specifications						
Part #	# of Coaxials	# of Audio Pairs	Overall Jacket (Type, OD)	UL Type	Approx. Weight	
266VT9A2	6	2	Flexible TPE, .430"	CM	85 lbs/Mft	
Coaxial Element Specifications						
Conductors (Type, DCR)	Insulation (Type, OD)	Shield	Jacket (Type, OD)	Color Code	Impedance	Velocity of Propagation
26 AWG Solid BC 40.5 Ω/Mft	Gas-injected Foam PE, .074"	100% Foil 95% TC Braid	PVC, .114"	Red, Green, Blue, Black, Yellow, White	75Ω	80%
Audio Pair Specifications						
Conductors (Type, DCR)	Insulation (Type, OD)	Insulation Color Code	Shield	Jacket (Type, OD)	Jacket Color Code	
24 AWG (7x32) Stranded TC 23.8 Ω/Mft	PE, .040"	Red & Black White & Black	100% Foil with 24 AWG (7x32) TC Drain Wire	PVC, .130"	One Red One Black	

Component Video with 2 Audio Pairs: Plenum



Hybrid Video and Audio Composite Cable

- Flexible Plenum PVC Jacket
- 1GHz Coaxial Bandwidth
- 6 Coaxial Elements
- 2 Audio Pairs
- UL Plenum Rated for Permanent Installation

Overall Specifications						
Part #	# of Coaxials	# of Audio Pairs	Overall Jacket (Type, OD)	UL Type	Approx. Weight	
266SVT9A2P	6	2	Plenum PVC, .370"	CL2P	68 lbs/Mft	
Coaxial Element Specifications						
Conductors (Type, DCR)	Insulation (Type, OD)	Shield	Jacket (Type, OD)	Color Code	Impedance	Velocity of Propagation
26 AWG (7x34) Stranded TC 38.5 Ω/Mft	Foam FEP, .072"	100% Foil 95% TC Braid	Plenum PVC, .102"	Red, Green, Blue, Black, Yellow, White	75Ω	85%
Audio Pair Specifications						
Conductors (Type, DCR)	Insulation (Type, OD)	Insulation Color Code	Shield	Jacket (Type, OD)	Jacket Color Code	
22 AWG (7x30) Stranded TC 15.3 Ω/Mft	Plenum PVC, .044"	Red & Black White & Black	100% Foil with 26 AWG (7x30) TC Drain Wire	Plenum PVC, .102"	One Red One Black	

* See 265SVT9P for detailed Coaxial Electrical Specifications

Component Video with 4 Audio & 4 Power

Hybrid Video, Audio, and Power Composite Cable




- Extra-flexible TPE Jacket
- 3GHz Coaxial Bandwidth
- 6 Coaxial Elements
- 4 Balanced Audio Pairs
- 4 Power Conductors

Overall Specifications							
Part #	# of Coaxials	# of Audio Pairs	# of Power Conductors	Overall Jacket (Type, OD)	UL Type	Approx. Weight	
266VT9A4P4	6	4	4	Flexible TPE, .475"	CM	125 lbs/Mft	
Coaxial Element Specifications							
Conductors (Type, DCR)	Insulation (Type, OD)	Shield	Jacket (Type, OD)	Color Code	Impedance	Velocity of Propagation	
26 AWG Solid BC, 40.5 Ω/Mft	Gas-injected Foam PE, .074"	100% Foil 95% TC Braid	PVC, .114"	Red, Green, Blue, Black, Yellow, White	75Ω	80%	
Audio Pair Specifications				Power Conductor Specifications			
Conductors (Type, DCR)	Insulation (Type, OD, Color)	Shield	Jacket (Type, OD)	Jacket Color Code	Conductors (Type, DCR)	Insulation (Type, OD)	Color Code
26 AWG (7x34) Stranded TC 38.5 Ω/Mft	PVC, .033", Black & Red	100% Foil with 26 AWG (7x34) TC Drain Wire	PVC, .090"	Brown, Red, Orange, Yellow	20 AWG (7x28) Stranded TC, 10.1 Ω/Mft	PVC, .053"	Red, White, Black, Green

Component Video with 4 Audio & 4 Power: Plenum

Hybrid Video, Audio, and Power Composite Cable



- Flexible Plenum PVC Jacket
- 1GHz Bandwidth
- Gas-injected Dielectric
- Double Shielded
- UL Plenum Rated for Permanent Installation

Overall Specifications							
Part #	# of Coaxials	# of Audio Pairs	# of Power Conductors	Overall Jacket (Type, OD)	UL Type	Approx. Weight	
266SVT9A4P4P	6	4	4	Plenum PVC, .415"	CL2P	105 lbs/Mft	
Coaxial Element Specifications							
Conductors (Type, DCR)	Insulation (Type, OD)	Shield	Jacket (Type, OD)	Color Code	Impedance	Velocity of Propagation	
26 AWG (7x34) Stranded TC, 38.5 Ω/Mft	Foam FEP, .072"	100% Foil 95% TC Serve	Plenum PVC, .102"	Red, Green, Blue, Black, Yellow, White	75Ω	85%	
Audio Pair Specifications				Power Conductor Specifications			
Conductors (Type, DCR)	Insulation (Type, OD, Color)	Shield	Jacket (Type, OD)	Jacket Color Code	Conductors (Type, DCR)	Insulation (Type, OD)	Color Code
26 AWG (7x34) Stranded TC, 38.5 Ω/Mft	Plenum PVC, .033", Black & Red	100% Foil with 26 AWG (7x34) TC Drain Wire	Plenum PVC, .090"	Brown, Red, Orange, Yellow	20 AWG (7x28) Stranded TC, 10.1 Ω/Mft	Plenum PVC, .053"	Red, White, Black, Green

* See 265SVT9P for detailed Coaxial Electrical Specifications

Component Video with Category 5E



Extra-flexible Component Video with Category 5E UTP

- Extra-flexible TPE jacket
- Coaxial & Cat5E Elements
- 3GHz Coaxial Bandwidth
- 350 MHz Cat5E Bandwidth
- UL Rated for Permanent Installation

Overall Specifications

Part #	# of Coaxials	# of Category 5E Elements	Overall Jacket (Type, OD)	UL Type	Approx. Weight
256VT9C5	6	1	TPE, .535"	CM	125 lbs/Mft
256VT9C52	6	2	TPE, .560"	CM	138 lbs/Mft

Coaxial Element Specifications

Conductors (Type, DCR)	Insulation (Type, OD)	Shield	Jacket (Type, OD)	Color Code	Impedance	Velocity of Propagation
25 AWG Solid BC, 31 Ω/Mft	Gas-injected Foam PE, .074"	100% Foil 95% TC Braid	PVC, .115"	Red, Green, Blue, Black, Yellow, White	75Ω	81%

Category 5E Specifications

Conductors (Type, DCR)	Insulation	Insulation Color Code	Jacket (Type, OD)	Bandwidth	Standards
24 AWG Solid BC, 28.6 Ω/Mft	PE	White/Blue & Blue White/Orange & Orange White/Green & Green White/Brown & Brown	PVC, .210"	350 MHz	Meets or Exceeds TIA/EIA-568-B.2 Cat5e, ISO/IEC 11801

See 244CAT5E360 (page 32) for detailed electrical specifications

Component Video with Category 5E: Plenum



Plenum Rated Component Video with Category 5E UTP

- Flexible Plenum PVC Jacket
- 1GHz Coaxial Bandwidth
- 6 Coaxial Elements
- 1 Cat 5E Element
- UL Plenum Rated for Permanent Installation

Overall Specifications

Part #	# of Coaxials	# of Category 5E Elements	Overall Jacket (Type, OD)	UL Type	Approx. Weight
266SVT9C5P	6	1	Plenum PVC, .460"	CL2P	67 lbs/Mft

Coaxial Element Specifications

Conductors (Type, DCR)	Insulation (Type, OD)	Shield	Jacket (Type, OD)	Color Code	Impedance	Velocity of Propagation
26 AWG (7x34) Stranded TC, 38.5 Ω/Mft	Foam FEP, .072"	100% Foil 95% TC Serve	Plenum PVC, .102"	Red, Green, Blue, Black, Yellow, White	75Ω	85%

Category 5E Specifications

Conductors (Type, DCR)	Insulation	Insulation Color Code	Jacket (Type, OD)	Bandwidth	Standards
24 AWG Solid BC 28.6 Ω/Mft	Plenum Thermoplastic	White/Blue & Blue White/Orange & Orange White/Green & Green White/Brown & Brown	Plenum PVC, .180"	350 MHz	Meets or Exceeds TIA/EIA-568-B.2 Cat5e, ISO/IEC 11801

See 244CAT5E360P (page 32) for detailed electrical specifications

SVHS Dual Miniature Coax



Dual Miniature 75Ω Coax for High Resolution SVHS Applications

- Dual-zip Construction
- 1GHz Bandwidth
- Flexible PVC Jacket
- Low-loss Design
- Gas-injected Dielectric

Mechanical Specifications																
Part #	# of Cond.	Nominal OD	Conductor	Insulation (Type, OD)	Shield	Jacket Type	Jacket Colors	Approx. Weight								
252SVT9	2	.154" x .315"	25 AWG (7x33) Solid BC	Gas-injected Foam PE, .099"	95% TC Braid, 100% Foil	Flexible Matte PVC	Black	33 lbs/Mft								
Dual Miniature SDI or SVHS Coax																
Electrical Specifications																
Impedance	Return Loss (100kHz-1GHz)	Capacitance	Cond. DCR per Mft/Shield DCR per Mft	Vel. of Prop.	Attenuation (dB per 100 ft)											
					1 MHz	3.6 MHz	10 MHz	71.5 MHz	135 MHz	270 MHz	360 MHz	720 MHz	1 GHz	1.5 GHz	2.25 GHz	3 GHz
75 Ω (+/-3)	>21dB	16.5 pF/ft	30.0 Ω/4.8 Ω	82%	0.47	0.91	1.43	3.45	4.61	6.46	7.48	10.80	12.80	----	----	----

Total Home Hybrid



Hybrid Cable for Smart Home Video and Network Distribution

- Cat5E Elements
- RG6Q Coax Elements
- Multi-mode Fiber (Optional)
- Common Outer Jacket for Easy Pulling
- UL Rated for Permanent Installation

Mechanical Specifications							
Part #	Cat5e Elements (#, Color)	RG6Q Elements (#, Color)	Multi-mode Fiber Elements (#, Color)	Master Jacket (Type, Color)	Overall Diameter	UL Type	Weight
DV5E6U02	1, Gray	1, Black	N/A	PVC, Blue	.485"	CMG/CMR	89 lbs/Mft
DV5E6U03	2, Gray & White	1, Black	N/A	PVC, Blue	.575"	CMG/CMR	121 lbs/Mft
DV5E6U04	2, Gray & White	2, Black & White	N/A	PVC, Blue	.660"	CMG/CMR	156 lbs/Mft
DV5E6U04F	2, Gray & White	2, Black & White	1, (2 Fiber Distribution), Orange	PVC, Blue	.670"	CMG/CMR	175 lbs/Mft

Cat5e ELEMENT SPECIFICATIONS, See Page #32 (pn#244CAT5E360)
 RG6Q ELEMENT SPECIFICATIONS, See Page #15 (pn#181CVQ6)
 Multi-mode Fiber ELEMENT SPECIFICATIONS, See Page #34 (pn#FMD2R)

HDMI Cable Assemblies



Digital Video HDMI Cable Assemblies for Uncompressed HDTV Video

- Ultra-low Loss HDX24 Series Cable with 24 AWG Primary Conductors
- Pre-terminated with HDMI Male Connectors
- Flexible Jacket
- All-metal Connector Shells with Integrated Strain Relief
- Certified for Extended Distances - up to 48' (15m) at 1080i

Specifications

Part #	Description	Length	Cable (Type, Diameter)	Primary Gauge	Max. Distance	UL Type
HDX/HDMI-(length in feet)	HDMI Male Connector (both ends)	8'(2.5m), 15'(5m), 25'(7.5m), 33'(10m), 48'(15m)	HDX24, .390"	24 AWG	HDMI certified for 1080i up to 15m	VW-1
<i>Extended Distance HDMI Digital Video Cable</i>						

Note: Actual measured length is in meters. Length listed in feet is for reference only. Two cables cannot be combined to achieve a distance greater than the maximum certified length.

DVI Cable Assemblies



Digital Video DVI-D Cable Assemblies for High Resolution and HDTV Video

- Ultra-low Loss HDX24 Series Cable with 24 AWG Primary Conductors
- Pre-terminated with DVI-D Connectors
- Flexible Jacket
- All-metal Connector Shells with Integrated Strain Relief
- Certified for Extended Distances - up to 48' (15m) at 1080i

Specifications

Part #	Description	Length	Cable (Type, Diameter)	Primary Gauge	Max. Distance	UL Type
HDX/DVI-(length in feet)	DVI-D Single Link Male Connector (both ends)	8'(2.5m), 15'(5m), 25'(7.5m), 33'(10m), 48'(15m)	HDX24, .390"	24 AWG	Up to 15 Meters at 1920x1080 (interleaved 60Hz)	VW-1
<i>Extended Distance DVI-D Digital Video Cable</i>						

Note: Actual measured length is in meters. Length listed in feet is for reference only. Two cables cannot be combined to achieve a distance greater than the maximum certified length.

HDMI to DVI Cable Assemblies



Digital Video HDMI to DVI-D Adapter Assembly for High Resolution and HDTV Video

- Ultra-low Loss HDX24 Series Cable with 24 AWG Primary Conductors
- Pre-terminated with HDMI and DVI-D Connectors
- Flexible Jacket
- All-metal Connector Shells with Integrated Strain Relief
- Certified for Extended Distances - up to 48' (15m) at 1080i

Specifications

Part #	Description	Length	Cable (Type, Diameter)	Primary Gage	Max. Distance	UL Type
HDX/ADAP-(length in feet)	DVI-D Single Link Male to HDMI Male	8'(2.5m), 15'(5m), 25'(7.5m), 33'(10m), 48'(15m)	HDX24, .390"	24 AWG	Up to 15 Meters at 1920x1080 (interleaved 60Hz)	VW-1
<i>Extended Distance HDMI to DVI Adapter Cable</i>						

Note: Actual measured length is in meters. Length listed in feet is for reference only. Two cables cannot be combined to achieve a distance greater than the maximum certified length.

Adapters for DVI and HDMI Connectors

HDMI and DVI Adapters



- Metal Shells (Most Types)
- Gender Conversion
- Connector Format Interfacing
- Tested and Certified

Specifications

Part #	Description	Shell Type	Contents
HDA-HF-DM	HDMI Female to DVI Male Adapter	Metal	Gold Plated
HDA-HF-HF	HDMI Female to HDMI Female Adapter	Plastic	Gold Plated
HDA-DF-DF	DVI Female to DVI Female Adapter	Metal	Gold Plated